

# Canon

 **imageRUNNER**  
ADVANCE

**8205 / 8295 / 8285**

**Light Production  
CRD Solutions**

high speed, high volume  
black-and-white copy/print  
color scan



**Simply advanced.**

Designed for

**High-volume environments  
that demand powerful  
performance**

**Standard Features**

Copy/Print/Send/Store

Black-and-white Copy/Print

Color Scan and Send

Print up to 105 ppm (Letter)

Up to 1200 x 1200 dpi

Up to 13" x 19-1/4"

7,700-sheet maximum capacity

Scan up to 200/100 ipm single-pass duplex

Advanced in-line finishing options

Versatile paper handling options

Hard Disk Drive Lock and Erase, IPsec



# Simply advanced.

The imageRUNNER ADVANCE 8200 Series is a solution center for digital communications that delivers a simplified, truly integrated workflow. These models streamline every part of the production process to help maximize productivity and improve profitability. From every point of view, these models are simply advanced.



## Productive

Amazing speed, nonstop operation, and automated features let you do so much more in so little time.



## Versatile

Accomplish a wide range of jobs with advanced paper handling, flexible finishing capabilities, and smart document publishing solutions.



## People-Centric

An exceptionally intuitive, simple-to-use interface puts access to all functions right at your fingertips, whether at the device or at your workstation.



## Connected

Advanced technology and expansive enterprise applications work seamlessly with your device to deliver exceptional results.



## Cloud-Enabled

A touch of a button on the user interface lets you access, scan to, or print directly from, certain cloud applications.



## Mobile

Even on the go, you're in control. Print from a smartphone, tablet, or laptop to an imageRUNNER ADVANCE system.



# Easy operation. Exceptional quality.

With blazing speed, intuitive operation, and unparalleled reliability, the Canon imageRUNNER ADVANCE 8200 Series delivers the outstanding output that high-volume offices, in-plant reprographic facilities, and print-for-pay businesses require.

## Lots of uptime

With durable parts and a range of automated features, the imageRUNNER ADVANCE 8200 systems keep your operation running.

## Continuous run

With remote notification of low supply inventory, you're always prepared. Even better, toner and paper can be replenished on the fly—no need to interrupt a job.

## Long-running reliability

You can count on virtually nonstop operation. Remote service monitoring and automated dispatching keep your system moving efficiently. With an exceptionally high yield of up to six million impressions, the Amorphous Silicon Drum is engineered for high-volume demand and increased longevity. This results in fewer service calls and more uptime.

## Productive scanning flow

A new feeder achieves greater productivity. With faster tray raise-up, documents rapidly enter and move through the scanning process. The document feeder features a paper capacity of 300 sheets, increasing productivity for large scan jobs.

## Robust paper handling

A paper capacity of up to 7,700 sheets (Letter) helps ensure that long jobs can run without the need for paper replenishment. If the correct paper size or stock is temporarily unavailable, the system can hold that job in the queue and begin the next job without delay. And, when you're printing on three tabs from a bank of five, the other two can automatically be kicked out to a separate tray.

## Professional control

The imageRUNNER ADVANCE 8200 Series offers several key features that maximize productivity while achieving greater accuracy. You can set up paper source groups to help ensure that the right paper for each job is used. Offset booklets can be created without folding and stitching. Sheets or chapter pages can easily be inserted as the first page of a job. A guide on the Booklet Finisher-Q1 PRO and the Staple Finisher-Q1 PRO neatly aligns finished output.





## Power of two processors

Get the exceptional processing speed your work demands. Canon's Advanced imageCHIP architecture has two dedicated processors that accomplish multiple tasks simultaneously. These devices also incorporate Canon's core technology for high-speed RIP that rapidly renders high-resolution images.



## An intuitive, customizable interface

Designed to provide the absolute ease you need in a high-volume operation, the interface boasts many customizable, streamlined features.

### Two menus

Press the Main Menu key to gain instant access to business-ready functions. Use the Quick Menu to power productivity by combining and accessing routine tasks at the touch of a button.

### Custom operation

Adjust and tilt the Upright Control Panel\* to your preferred position. Organize the onscreen buttons to fit the way you work by determining their number, size, and layout. Display your own logo or special graphic as a screen background—even export your chosen background to other devices.

## Impressive image quality

With Canon's advanced imaging technologies, you'll consistently deliver professional-quality output, without sacrificing productivity.



### Rich detail

Stunning black-and-white image quality is produced with amazing speed. True 1200 x 1200 dpi print resolution ensures fine lines and crisp text, even at small font sizes. With 256 tonal gradations, halftones are rendered in rich shades, from the lightest gray to the deepest black.



### Consistent quality

Auto Gradation Adjustment sets densities at their ideal levels throughout each run to help achieve optimum quality. And Canon's twin-sleeve technology delivers toner that's evenly distributed across the page throughout the run.



### pO Toner

Canon's advanced pO (precise Output) toner faithfully reproduces detailed images and text. Across the page, solids print with impressive evenness. Halftones and patterns retain their details, displaying smooth gradations. And with its ability to fuse at low temperatures, this toner helps reduce energy consumption.



### Precise registration

Accurate registration is essential to achieving professional results throughout a run. Canon's cassette design allows for every page to enter the printer at the same location. Manual adjustment features offer even greater control over registration. Duplex documents achieve precise front-to-back registration within one millimeter, helping to ensure a professional result.

\* The Upright Control Panel is standard on imageRUNNER ADVANCE 8205/8295 models, and optional on the imageRUNNER ADVANCE 8285 model.

# Everything you need to advance your business

## A Booklet Finisher

- 3-tray, 4,250-sheet capacity
- 100-sheet, multiposition stapling
- Up to 140 lb. Index, Plain, Heavy, Coated,\*\*\* Tabs
- 20-sheet saddle-stitching up to 13" x 19-1/4"
- Saddle-fold up to 5 sheets without staple

### Internal Booklet Trimmer

- Face trim up to 80 pages (40 sheets)

### Internal Puncher Unit

- 2- and 3-hole punch

## B Paper Folding Unit

- Z-fold, C-fold, Half-fold, Accordion Z-fold, Double-parallel Fold

## C Professional Puncher

- Includes Integration Unit
- Up to 80 lb. Cover
- Letter-sized only, Tabs
- Supports various die sets
- 25,000-sheet capacity
- Finish punched output

## D Document Insertion Unit

- Insert preprinted sheets
- Up to 140 lb. Index, Plain, Heavy, Coated, Tabs
- Up to 13" x 19-1/4"
- Two trays
- 400-sheet total capacity

## E Single-Pass Duplex Document Feeder

- 300-sheet capacity
- Duplex scan speed up to 200/100 ipm (BW/Color) at 300 dpi

## F Standard Paper Capacity

- 4,200-sheet total standard paper capacity:
  - 2 x 1,500-sheet paper drawers (letter)
  - 2 x 550-sheet paper cassettes (up to 13" x 19-1/4")
  - 1 x 100-sheet Stack Bypass (up to 13" x 19-1/4")

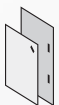


## G Memory Media

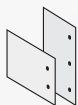
- Scan to or print from USB thumb drive or memory media
- Optional multimedia reader/writer supports SD, SDHC, CompactFlash, Memory Stick, Microdrive



### Finishing Options



Staple Finishing



2- and 3-hole Punching



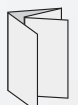
Z-fold



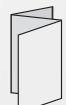
C-fold



Half-fold



Double-parallel Fold



Accordion Z-fold



Booklet (saddle-stitch and saddle-fold)

## **H** User Interface

- 10.4" TFT high-resolution touch-screen upright control panel\* or 8.4" TFT high-resolution touch-screen flat panel\*\*
- Tilt-and-swivel capability
- Customizable UI screen



## **K** Keyboard

- External keyboard (optional)
- Connects via USB interface

## **I** POD Deck Lite

- 3,500-sheet capacity (20 lb. Bond)
- 13" x 19" maximum paper size
- 14 lb. Bond to 140 lb. Index, Plain, Heavy

## **P** Print Versatility

- UFR II (standard)
- PCL 5e/6 (optional)
- Adobe® PostScript® 3™ (optional)
- imagePASS® (optional)

# Additional Optional Accessories

## Finishing



### **Staple Finisher**

- 3-tray, 4,250-sheet capacity
- 100-sheet, multiposition stapling
- Up to 140 lb. Index, Plain, Heavy, Coated,\*\*\* Tabs



### **Staple Finisher PRO**

- 2-tray, 5,000-sheet capacity
- 100-sheet, multiposition stapling
- Up to 140 lb. Index, Plain, Heavy, Coated,\*\*\* Tabs
- Alignment guide for superior output stacking alignment
- Enhanced finishing speeds



### **Booklet Finisher PRO**

- 2-tray, 5,000-sheet capacity
- 100-sheet, multiposition stapling
- Up to 140 lb. Index, Plain, Heavy, Coated,\*\*\* Tabs
- 25-sheet saddle-stitching up to 13" x 19-1/4" and custom sizes
- Saddle-fold up to 5 sheets without staple
- Alignment guide for superior output stacking alignment
- Enhanced finishing speeds



### **External Booklet Trimmer**

- Face trim up to 100 pages (25 sheets)

## Paper Handling



### **Paper Deck Unit**

- 3,500-sheet capacity (20 lb. Bond)
- 8.5" x 11" maximum paper size
- 14 lb. Bond to 80 lb. Cover, Plain, Heavy

\* Standard on the imageRUNNER ADVANCE 8205/8295 models.

\*\* Standard on the imageRUNNER ADVANCE 8285 model.

\*\*\* Coated paper can only be loaded through the Document Insertion Unit.

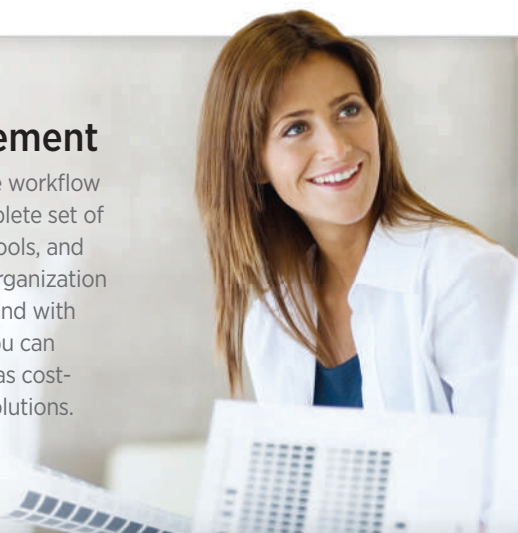


# Versatile solutions. Streamlined management.

Today's fast-paced business world demands rapid turnaround with exceptional quality. The imageRUNNER ADVANCE 8200 Series makes this easy with time-saving connectivity solutions, streamlined production processes, and expanded versatility options.

## Advanced job management

These models are designed to manage workflow with maximum efficiency. With a complete set of advanced job management features, tools, and utilities, jobs will move through your organization with impressive speed and accuracy. And with Canon's innovative MEAP® platform, you can incorporate unique applications, such as cost-recovery and document distribution solutions.



## Document publishing simplified

Manage, prepare, and monitor documents right from your workstation. With imageRUNNER ADVANCE Desktop, you can combine multiple formats, preview files, and select finishing functions, like subset stapling. The Quick Printing Tool lets you print, fax, and convert files to PDFs with drag-and-drop simplicity, without opening the native applications. Even check the status of your imageRUNNER ADVANCE system from your workstation.

For high-volume environments, Canon's imageWARE Prepress Manager Select offers powerful production capabilities. Prepare complex documents, including various fold types, and preview them. Personalize output with variable data support or manipulate documents with scanning tools such as deskewing and despeckling. Even print on tabs and insert them in one step.

## Paper and Finishing

### A professional finish

With an expanded range of in-line finishing options, you can configure your system to meet your business needs today and in the future. Add the ability to automatically staple in multiple positions, two- or three-hole punch, professional punch with varied punch patterns, and saddle-stitch and face-trim booklets. Or add color to your document set with the ability to insert preprinted media. These accessories operate with outstanding accuracy and speed.

### The right paper for the job

Answer the varied needs of your customers with the ability to produce professional-looking reports, booklets, newsletters, manuals, and contracts. These systems easily handle a range of stocks in weights from 14 lb. Bond to 140 lb. Index and in sizes up to 13" x 19-1/4".







## Digital connectivity

A single-pass duplex color scanner converts paper documents into high-quality color or black-and-white digital files. Universal Send supports an expanded range of file formats, including scan to PowerPoint®. Advanced PDF features include Adobe® PDF Reader Extensions, Encrypted PDF, and Searchable PDF. For outstanding speed across your network, color file sizes can be reduced with High Compression PDF/XPS.

## On the go

Canon delivers advanced solutions that help you keep work flowing from virtually anywhere.



### Mobile Devices

Print and scan from your laptop, iPad® or Android™ tablet, and iPhone®, Android, or BlackBerry® smartphone. Just log-in at an imageRUNNER ADVANCE device to retrieve your job.



### Cloud Portal

Gain quick access to certain cloud applications from your imageRUNNER ADVANCE device. Access or send documents directly from the cloud.



### Advanced Anywhere Print

This serverless solution lets you print to a connected imageRUNNER ADVANCE system, then conveniently and securely log-in at any supported device on the network to view and retrieve your print job.



## Robust security

Canon's multilayered security solutions offer you peace of mind by helping to safeguard information and support security compliance. HDD Erase, a standard feature, removes latent images after each task. A security chip with tamper-resistant hardware protects passwords and encryption keys. IPsec secures data as it traverses the network.



## Choice of controllers

To meet your workflow needs, Canon offers a range of print controllers. Standard UFR II uses a proprietary printer description language to achieve high levels of print performance.

A common industry standard, the PCL 5e/6 option uses a Canon-designed controller that achieves 1200 x 1200 dpi print resolution. Optional Adobe® PostScript® 3™ printing technology supports high-quality images and PostScript fonts.

A powerful multitasker, the imagePASS print controller is an ideal choice for busy operations. With robust processing capabilities, it offers the tools and utilities needed to produce professional-looking documents.

## Integrate your imaging with enterprise applications

A new middleware technology based on Service Oriented Architecture (SOA) effortlessly links enterprise applications, such as Oracle® and SAP®, with Customer Relationship Management (CRM) systems like Salesforce.com®, ECM system, and many others. You can also connect your document-intensive processes with these applications. The streamlined workflow automates complex business processes and offers easy access to information, saving both time and money.





# Strong commitment. Eco-conscious solutions.

The imageRUNNER ADVANCE 8200 Series incorporates innovative, eco-conscious solutions that keep your business operating efficiently while helping to reduce your environmental footprint.



## A responsible way to work

Canon knows that the world and the workplace need a greener workflow. The imageRUNNER ADVANCE 8200 Series, rated EPEAT® Silver, delivers just that. Now you can seamlessly share and distribute digital documents, preview files, and make changes prior to printing, reducing the use of paper and toner. Print drivers are defaulted to duplex documents, encouraging two-sided printing to help reduce waste. And with Secure Print, documents are sent to a device but not printed until a password is entered, contributing to a reduction in paper waste.



## Eco-conscious design

Canon is making a difference through creative ecological thinking. This Series employs certain components fabricated with recycled plastic from retired products. Canon's innovative technologies also include bio-based plastic, a plant-derived compound that replaces certain petroleum-based plastic parts.

## A clear strategy

### Greater energy efficiency

From the inside out, the imageRUNNER ADVANCE 8200 Series is designed for high-energy efficiency and stellar performance. The combination of fusing technologies and pO toner helps lower overall energy consumption by minimizing power requirements and reducing energy use during warm-up and stand-by modes. With advanced technologies present in each model, the Series meets ENERGY STAR® standards.

### Minimize environmental impact

All Canon suppliers are required to meet our stringent Green Procurement policy and environmental terms. This helps Canon exceed the toughest global standards set by the EU RoHS Directive, which restrict the use of certain hazardous substances.

### Reduction of CO<sub>2</sub> emissions

Through its Life Cycle Assessment (LCA) System, Canon has lowered CO<sub>2</sub> emissions by focusing on each stage of the product life cycle, including manufacturing, energy use, and logistics. These products are designed with less packaging to make transportation more efficient.



## Specifications

**8205 / 8295 / 8285**

### Main Unit

#### Standard Operation Panel

<b>8205/8295:</b>	10.4" SVGA Full-Color, TFT Upright Screen
<b>8285:</b>	8.4" SVGA Full-Color, TFT Screen

#### Memory

Standard:	1.5GB RAM
Maximum:	2GB RAM

#### Hard Disk Drive

Standard:	160GB
Maximum:	1TB

#### Network Interface Connection

Standard:	10Base-T/100Base-TX/1000Base-T
Optional:	Wireless LAN (IEEE 802.11 via third-party adapter)

#### Other Interface

Standard:	USB 2.0 (Host) x2, USB 2.0 (Device)
Optional:	Device Port [USB 2.0 (Host) x2], Serial Interface, Copy Control Interface

#### Copy/Print Speed

Letter:	<b>8205:</b> Up to 105 ppm
	<b>8295:</b> Up to 95 ppm
	<b>8285:</b> Up to 85 ppm

#### First-Copy-Out Time (Letter)

As fast as 2.7 Seconds

#### Paper Sources (20 lb. Bond)

Standard:	Dual 1,500-sheet Paper Drawers, Dual 550-sheet Paper Cassettes, 100-sheet Stack Bypass
Maximum:	7,700 Sheets (with Optional Paper Deck Unit)

#### Output Paper Capacity (20 lb. Bond)

Maximum:	4,250 (with Staple Finisher-N1 or Booklet Finisher-N1)
	5,000 (with Staple Finisher-Q1 PRO or Booklet Finisher-Q1 PRO)

#### Output Paper Sizes

Drawers:	Letter
Cassette:	13" x 19", 12" x 18", 11" x 17", Legal, Letter, Letter-R, Executive, Statement-R, and Custom Size (5-1/2" x 7-1/8" to 13" x 19-1/4")
Bypass (with Staple Finisher-N1/Booklet Finisher-N1 attached)*:	13" x 19", 12" x 18", 11" x 17", Legal, Letter, Letter-R, Executive, Statement-R, and Custom Size (4" x 5-7/8" to 13" x 19-1/4")

#### Acceptable Paper Weights

Drawers/	
Cassettes:	14 lb. Bond to 80 lb. Cover (52 to 220g/m <sup>2</sup> )
Bypass:	14 lb. Bond to 140 lb. Index (52 to 256g/m <sup>2</sup> )

#### Warm-up Time

From Power On:	60 Seconds or Less
Quick Startup	
Mode:	7 Seconds**

#### Power Requirements/Plug

120-127V AC, 60Hz, 16A/NEMA 5-20P

#### Dimensions (H x W x D)

With the Upright Control Panel:	49-1/4" x 53-3/8" x 30-3/8" (1252mm x 1481mm x 770mm)
Without the Upright Control Panel:	48" x 25-3/8" x 30-3/8" (1220mm x 645mm x 770mm)

#### Installation Space (W x D)

With the Upright Control Panel:	100-1/4" x 31-7/8" (2546mm x 810mm)
Without the Upright Control Panel:	79" x 31-7/8" (2007mm x 810mm)

#### Weight\*\*\*

With the Upright Control Panel:	Approx. 535 lb. (242.5kg)
Without the Upright Control Panel:	Approx. 526 lb. (238.5kg)

#### Toner (Estimated Yield @ 6% Coverage)

70,000 Images

### Document Feeder

#### Scan Method

Single-Pass Duplexing Automatic Document Feeder

#### Acceptable Originals

Paper Sizes:	11" x 17", Legal, Letter, Letter-R, Statement, or Statement-R
--------------	---

#### Scan Speed (BW/Color; Letter)

Simplex:	Up to 120/85 ipm (300 dpi) Up to 120/51 ipm (600 dpi)****
Duplex:	Up to 200/100 ipm (300 dpi) Up to 120/51 ipm (600 dpi)****

#### Paper Capacity (20 lb. Bond)

300 Sheets

### Print Specifications

#### Engine Resolution: 1200 x 1200 dpi

#### PDL Support

Standard:	UFR II
Optional:	PCL 5e/6, Adobe PS 3

#### Print Driver Supported OS

UFR II, PCL 5c/6, Adobe PS 3:  
Windows\* (XP/Windows Vista\*/7/8), Windows Server (2003/2008/2008 R2/SBS 2011/2012), Windows Terminal Servers, Microsoft\* Clustering Server, Citrix, Macintosh\* (OS X 10.5.8 or later, UFR II and PS 3 only), VMware, SAP (PS and PCL Only)

#### Direct Print Support

Standard:	TIFF (BW), JPEG
Optional:	PDF, EPS*, XPS††

### Universal Send Specifications

#### Sending Method

E-mail, I-Fax, File Server (FTP, SMB, WebDAV), Mail Box, Super G3 Fax (Optional)

#### Communication Protocol

File:	FTP (TCP/IP), SMB (TCP/IP), WebDAV
E-mail/I-Fax:	SMTP, POP3, I-Fax (Simple, Full)

#### File Format

Standard:	TIFF (BW), JPEG, PDF, PDF (Compact), PDF (Searchable), PDF (Apply Policy), PDF (Optimize for Web), PDF/XPS (OCR), PDF/A-1b, XPS, XPS (Compact), OOXML (.pptx)
Optional:	PDF (Trace & Smooth), PDF (Encrypted), PDF/XPS (Digital Signature), PDF (Reader Extensions)

### Fax Specifications

#### Maximum Number of Connection Lines: 4

#### Modem Speed

Super G3:	33.6 Kbps
G3:	14.4 Kbps

#### Compression Method: MH, MR, MMR, JBIG

#### Sending/Recording Size: Statement-R to 11" x 17"

### Store Specifications

#### Mail Box (Number supported)

100 User Inboxes, 1 Memory RX Inbox, 50 Confidential Fax Inboxes

#### Advanced Box

Available	Approx. 15GB (Standard HDD)
Disk Space:	Approx. 629GB (1TB HDD)

#### Communication

Protocol: SMB or WebDAV

#### Supported

Client PC:	Windows (Windows 2000/XP/7/8/Windows Vista)
------------	---

#### Memory Media

Standard:	USB Memory
Optional:	SD, SDHC, CompactFlash, Memory Stick, Microdrive

### Security Specifications

#### Standard

Department ID Management, Single Sign On-H, Access Management System (Device and Function Level Log-in), Secure Print, Trusted Platform Module, User Access Control of Advanced Box, Mail Box Password Protection, IPv6, Restricting Features (Restricting the Send Function, Restricting New Addresses on Address Book), SSL Encrypted Communication, SNMPv1/v3, MAC/IP Address Port Filtering, SMTP Authentication, POP Authentication before SMTP, HDD Initialize (Up to 9x), HDD Erase (Up to 3x), HDD Lock, IPsec, Adobe LiveCycle\* Rights Management ES2.5 Integration

### Optional Accessories

### Paper Supply Options

#### Paper Deck Unit-C1

Paper Capacity:	3,500 Sheets [20 lb. Bond (80g/m <sup>2</sup> )]
Acceptable	
Paper Weight:	14 lb. Bond to 80 lb. Cover (52 to 220g/m <sup>2</sup> )
Acceptable	Thin, Plain, Heavy, Color, Recycled, Pre-Punched, Bond, Letterhead
Paper Type:	
Acceptable	
Paper Size:	Letter
Dimensions	22-1/2" x 12-3/4" x 23"
(H x W x D):	(570mm x 323mm x 583mm)

#### POD Deck Lite-A1

Paper Capacity:	3,500 Sheets [20 lb. Bond (80g/m <sup>2</sup> )]
Acceptable	
Paper Weight:	14 lb. Bond to 140 lb. Index (52 to 256g/m <sup>2</sup> )
Acceptable	Thin, Plain, Heavy, Color, Recycled, Pre-Punched, Transparency, Labels, Bond, Letterhead
Paper Type:	
Acceptable	13" x 19", 12-5/8" x 17-11/16", 12" x 18", 11" x 17", Legal, Letter, Letter-R
Paper Size:	
Dimensions	22-1/2" x 23-5/8" x 24-1/2"
(H x W x D):	(570mm x 601mm x 621mm)

### Output Options

#### Staple Finisher-Q1 PRO/Booklet Finisher-Q1 PRO

Number of Trays: 2	
Total Output	5,000 Sheets (Letter)
Capacity:	
Tray A:	1,000 Sheets (13" x 19", 12-5/8" x 17-11/16", 12" x 18", 11" x 17", Legal, Letter, Letter-R, Executive, Statement-R)
Tray B:	High Volume Stack Mode 'On'†††: 4,000 Sheets (Letter, Executive) 2,000 Sheets (Letter-R) 1,500 Sheets (11" x 17", Legal) 1,000 Sheets (13" x 19", 12-5/8" x 17-11/16", 12" x 18") High Volume Stack Mode 'Off': 2,000 Sheets (Letter, Executive) 1,000 Sheets (13" x 19", 12-5/8" x 17-11/16", 12" x 18", 11" x 17", Legal, Letter-R)

Paper Size/	
Type/Weight:	Refer to Main Unit
Staple Positions:	Corner/Double Stapling: 11" x 17", Legal, Letter, Letter-R, Executive Saddle-Stitch:†††† 13" x 19", 12-5/8" x 17-11/16", 12" x 18", 11" x 17", Legal, Letter-R, Custom Size (8-1/4" x 11" to 13" x 19-1/4")
Maximum	
Stapling	Letter and Executive: 100 Sheets [20 lb. Bond (80g/m <sup>2</sup> )] or up to 1/2" (11 mm) for heavier paper
Capacity:	11" x 17", Legal, Letter-R: 50 Sheets [20 lb. Bond (80g/m <sup>2</sup> )] or up to 1/4" (5.5 mm) for heavier paper
Maximum	
Saddle-Stitch	25 Sheets [20 lb. Bond (80g/m <sup>2</sup> ), including 1 Cover Sheet up to 140 lb. Index (256g/m <sup>2</sup> )
Capacity:††††	
Dimensions	48-3/4" x 31-1/2" x 31-1/4"
(H x W x D):	(1239mm x 800mm x 792mm)

#### Puncher Unit-BS1\*

Acceptable Punch Paper Weight:	14 lb. Bond to 140 lb. Index (52 to 256g/m <sup>2</sup> )
Acceptable Punch Paper Type:	Thin, Plain, Heavy, Color, Recycled, Tab, Bond, Letterhead, Coated <sup>AA</sup>
Acceptable Punch Paper Size and Type:	2 Holes: Legal, Letter-R, and Custom Size (4" x 4" to 11-3/4" x 17") 3 Holes: 11" x 17", Letter, Executive, Custom Size (4" x 4" to 11-3/4" x 17")

#### Booklet Trimmer-D1<sup>AAA</sup>

Margin Trimming:	Face Trim
Trim Amount:	0.08" to 0.78" (2mm to 20mm)
Trim Thickness:	100 Sheets
Waste Tray Capacity:	1,500 Sheets (with 0.78" Trim, 20 lb. Bond)
Acceptable Paper Weight:	14 lb. Bond to 140 lb. Index (52 to 256g/m <sup>2</sup> )
Output Tray Capacity:	30 Booklets
Dimensions (H x W x D):	41" x 62" x 30-3/8" (1040mm x 1575mm x 770mm)

#### Staple Finisher-NI/Booklet Finisher-NI

Number of Trays:	3
Total Output Capacity:	4,250 Sheets (Letter)
Tray A:	1,500 Sheets (Letter, Executive, Statement-R), 750 Sheets (13" x 19", 12-5/8" x 17-11/16", 12" x 18", 11" x 17", Legal, Letter-R)
Tray B:	250 Sheets (Letter, Executive, Statement-R), 125 Sheets (11" x 17", Legal, Letter-R), 30 Sheets (13" x 19", 12-5/8" x 17-11/16", 12" x 18")
Tray C:	2,500 Sheets (Letter), 1,500 Sheets (Executive, Statement-R), 750 Sheets (13" x 19", 12-5/8" x 17-11/16", 12" x 18", 11" x 17", Legal, Letter-R)

Paper Size/Type/Weight:	Refer to Main Unit
Staple Positions:	Corner/Double Stapling: 11" x 17", Legal, Letter, Letter-R, Executive Saddle-Stitch: <sup>****</sup> 13" x 19", 12-5/8" x 17-11/16", 12" x 18", 11" x 17", Legal, Letter-R, and Custom Size (8-1/4" x 11" to 13" x 19-1/4")

Maximum Stapling Capacity:	Letter and Executive: 100 Sheets [20 lb. Bond (80g/m <sup>2</sup> )] or up to 1/2" (11 mm) for heavier paper 11" x 17", Legal, Letter-R: 50 Sheets [20 lb. Bond (80g/m <sup>2</sup> )] or up to 1/4" (5.5 mm) for heavier paper
----------------------------	--

Maximum Saddle-Stitch Capacity: <sup>****</sup>	20 Sheets [20 lb. Bond (80g/m <sup>2</sup> ), including 1 Cover Sheet up to 140 lb. Index (256g/m <sup>2</sup> )]
Dimensions (H x W x D):	Staple Finisher: 41" x 25-3/4" (30-3/4" <sup>AAAA</sup> ) x 30-1/8" [1040mm x 654mm (782mm <sup>AAAA</sup> ) x 765mm] Booklet Finisher: 41" x 30-1/4" (35-1/4" <sup>AAAA</sup> ) x 30-1/8" (1040mm x 767mm (896mm <sup>AAAA</sup> ) x 765mm)

#### Puncher Unit-BF1\*

Acceptable Punch Paper Weight:	14 lb. Bond to 140 lb. Index (52 to 256g/m <sup>2</sup> )
Acceptable Punch Paper Type:	Thin, Plain, Heavy, Color, Recycled, Tab, Bond, Letterhead, Coated <sup>AA</sup>
Acceptable Punch Paper Size:	11" x 17", Legal, Letter, Letter-R, Executive
Punch Type:	2 Holes (Legal, Letter-R) 3 Holes (11" x 17", Letter, Executive)

#### Inner Booklet Trimmer-A1<sup>\*\*\*</sup>

Trimming Method:	Face Trim
Trim Thickness:	40 Sheets (2-20mm)
Waste Tray Capacity:	Approx. 1,500 Sheets of trimmed strip [width 3/4" (20mm), Letter, 20 lb. Bond (80g/m <sup>2</sup> )]
Acceptable Paper Weight:	16 lb. Bond to 140 lb. Index (60 to 256g/m <sup>2</sup> )
Acceptable Paper Type:	Thin, Plain, Heavy, Color, Recycled, Coated <sup>AA</sup> Letterhead, Bond

#### Document Insertion Unit-K1<sup>\*\*\*</sup>

Number of Trays:	2
Acceptable Paper Weight:	14 lb. Bond to 140 lb. Index (52 to 256g/m <sup>2</sup> )
Acceptable Paper Type:	Thin, Plain, Heavy, Color, Recycled, Pre-Punched, Tracing, Tab, Bond, Letterhead, Coated <sup>AA</sup>
Acceptable Paper Sizes:	13" x 19", 12-5/8" x 17-11/16", 12" x 18", 11" x 17", Legal, Letter, Letter-R, Executive, Custom Size (7-1/8" x 7-1/8" to 13" x 19-1/4")
Dimensions (H x W x D):	55-3/8" x 29-3/8" x 31-1/4" (1407mm x 746mm x 793mm)

#### Professional Finisher-C1/Professional Puncher Integration Unit-B1<sup>\*\*\*</sup>

Acceptable Punch Paper Weight:	Letter (3-hole, 5-hole, Velo Bind 11-hole, Plastic Comb 19-hole, Twin Loop 21/32-hole, Color Coil 44-hole): 20 lb. Bond to 80 lb. Cover (75 to 216g/m <sup>2</sup> ) Letter (ProClick 32-hole): 20 lb. Bond to 65 lb. Cover (75 to 176g/m <sup>2</sup> )
Acceptable Punch Paper Type:	Plain, Heavy, Color, Recycled, Tab, Coated <sup>AA</sup>
Acceptable Punch Paper Size:	Letter
Punch Pattern Die Sets (optional):	Plastic Comb (19-hole), Twin Loop (21/32-hole), Color Coil (44-hole), Velo Bind (11-hole), Loose Leaf (3/5-hole), ProClick (32-hole)

Dimensions (H x W x D):	Professional Puncher-C1: 41" x 12" x 31-1/4" (1040mm x 305mm x 792mm) Professional Puncher Integration Unit-B1: 41" x 9-7/8" x 31-1/4" (1040mm x 250mm x 792mm)
-------------------------	--

#### Paper Folding Unit-H1<sup>\*\*\*</sup>

Folding Type:	Z-Fold, C-Fold, Accordion Z-Fold, Double-parallel Fold, Half-Fold
Acceptable Paper Weight:	Z-Fold, C-Fold, Accordion Z-Fold, Half Fold: 14 lb. Bond to 28 lb. Bond (52 to 105g/m <sup>2</sup> ) Double-parallel Fold: 14 lb. Bond to 24 lb. Bond (52 to 90g/m <sup>2</sup> ) Thin, Plain, Color, Recycled, Bond
Acceptable Paper Type:	Z-Fold: Letter-R, Legal, 11" x 17" C-Fold: Letter-R Accordion Z-Fold: Letter-R Double-parallel Fold: Letter-R and Legal Half-Fold: Letter-R
Acceptable Paper Sizes:	46-7/8" x 13-1/4" x 31-1/4" (1190mm x 336mm x 793mm)

### Additional Print Controller Options

#### imagePASS-U2 Controller

Type:	External
Processor:	Intel® Pentium® Processor E5300 2.60GHz
System:	Fiery® System 10
PDL Support:	Adobe PS 3, PCL 5e/6
Print Resolution:	1200 x 1200 dpi 2400 dpi equivalent x 600 dpi
Memory:	2GB
HDD:	250GB
Interfaces (to LAN):	10Base-T/100Base-TX/1000Base-T
Dimensions (H x W x D):	12-1/2" x 5-1/2" x 15-1/2" (317.5mm x 139.7mm x 393.7mm)
Utility Software:	imagePASS-U2 Driver, Command WorkStation® 5, Remote Scan 5.3, Web Tools
Standard Features:	Hot Folder, Secure Erase, VDP Enhancement
Options:	SeeSequence Suite (SeeSequence Impose, SeeSequence Compose), Removable Hard Disk Drive, Integration Interface and Stand (19" display, keyboard, mouse, and furniture stand), ImageViewer

\* With Staple Finisher-Q1 PRO or Booklet Finisher-Q1 PRO attached, custom sizes of 4" x 7-1/8" to 13" x 19-1/4" are supported.

\*\* If "Quick Startup Settings for Main Power" is set to ON, it takes 7 seconds until the key operation on the touch-panel display is available after turning on the main power.

\*\*\* Including the toner bottle and Duplex Color Image Reader Unit.

\*\*\*\* Standard color scan support is up to 300 dpi. Up to 600 dpi scanning requires Additional Memory Type D (512MB).

† EPS can be printed directly only from Remote User Interface.

†† XPS cannot be printed directly from the Web Access software.

††† Paper capacity will vary depending on paper type.

†††† Available with Booklet Finisher.

▲ Option for Staple Finisher-Q1 PRO or Booklet Finisher-Q1 PRO.

▲▲ Coated paper can be loaded from the Document Insertion Unit only.

▲▲▲ Option for Booklet Finisher-Q1 PRO.

▲▲▲▲ When the Auxiliary Tray is extended.

■ Installs internally within Staple Finisher-NI or Booklet Finisher-NI.

■ Installs internally within Booklet Finisher-NI.

■ Requires Staple Finisher-NI, Booklet Finisher-NI, Staple Finisher-Q1 PRO, or Booklet Finisher-Q1 PRO.

NOTE: Some accessories require additional equipment or may be prerequisites for other options. Some accessories cannot be installed simultaneously. Check with your Canon Authorized Dealer for details.

For detailed specifications and a comprehensive list of optional accessories, see the imageRUNNER ADVANCE 8200 Series Product Specifications document.



1-800-OK-CANON  
www.usa.canon.com

Canon U.S.A., Inc.  
One Canon Park  
Melville, NY 11747

As an ENERGY STAR® Partner, Canon U.S.A., Inc. has qualified these models as meeting the ENERGY STAR energy efficiency criteria through an EPA recognized certification body. ENERGY STAR and the ENERGY STAR mark are registered U.S. marks. CANON, IMAGERUNNER, IMAGEPASS, MEAP, and the GENUINE logo are registered trademarks of Canon Inc. in the United States and may also be registered trademarks or trademarks in other countries. IMAGEWARE is a registered trademark of Canon U.S.A., Inc. in the United States and is a trademark of Canon Inc. in certain other countries. All other referenced product names and marks are trademarks of their respective owners and are hereby acknowledged. Specifications and availability subject to change without notice. Products are not manufactured for outdoor use; depiction of such is for artistic purposes only. Products shown with optional accessories. Additional information on software requirements and compatibility is available at [usa.canon.com](http://usa.canon.com). All printer output images are simulated. Canon U.S.A. does not provide legal counsel or regulatory compliance consultancy, including without limitations, Sarbanes-Oxley, HIPAA, GLBA, Check 21 or the USA Patriot Act. Each customer must have its own qualified counsel determine the advisability of a particular solution as it relates to regulatory and statutory compliance.

©2013 Canon U.S.A., Inc. All rights reserved.

0171W047  
1213R-8200SRS-20M-L

